

FLIR A400 Thermal Core

P/N: 91900-0000

Copyright

© 2021, FLIR Systems, Inc.

All rights reserved worldwide. Names and marks appearing herein are either registered trademarks or trademarks of FLIR Systems and/or its subsidiaries. All other trademarks, trade names or company names referenced herein are used for identification only and are the property of their respective owners. **Document identity** Publ. No.: 91900-0000 Commit: 80941 Language: Modified: 2021-11-16 Formatted: 2021-12-02

Website

<http://www.flir.com>

Customer support

<http://support.flir.com>

Disclaimer

Specifications subject to change without further notice. Camera models and accessories subject to regional market considerations. License procedures may apply. Products described herein may be subject to US Export Regulations. Please refer to exportquestions@flir.com with any questions.



General	
When a camera is ordered the following must be selected, as a minimum:	
1. one of the camera bodies:	
<ul style="list-style-type: none"> FLIR A400 Thermal Core FLIR A500 Thermal Core FLIR A700 Thermal Core 	2. one of the configurations:
<ul style="list-style-type: none"> Smart Sensor configuration 	<ul style="list-style-type: none"> Image Streaming configuration
3. one (or several) of the lenses:	
<ul style="list-style-type: none"> IR lens, f=70 mm (6°) with case IR lens, f=29 mm (14°) IR lens, f=17 mm (24°) IR lens, f=10 mm (42°) 	
For orders of more than one lens, select the primary lens to be mounted on the Thermal Core camera body at delivery. The additional lenses are then delivered in separate boxes. Due to its size, the IR lens, f=70 (6°), is always delivered in a case.	
Please note that other P/Ns are used when the lenses are ordered as accessories.	
The following options are available:	
<ul style="list-style-type: none"> Antenna WLAN 2.4/5 GHz + Wi-Fi Option, Visual camera including MSX Advanced Smart Sensor configuration Advanced Image Streaming configuration Option, Macro mode 50/71/101 μm for 24° 	
Note the following:	
The <i>Advanced Smart Sensor configuration</i> and the <i>Advanced Image Streaming configuration</i> require the <i>Smart Sensor configuration</i> and the <i>Image Streaming configuration</i> , respectively.	

Imaging and optical data	
Infrared resolution	320 × 240 pixels
Thermal sensitivity (NETD)	<ul style="list-style-type: none"> <30 mK, 42° @ +30°C (+86°F) <40 mK, 24° @ +30°C (+86°F) <50 mK, 14° @ +30°C (+86°F)
Field of view (FOV)	Depending on lens used; see lens specification
Minimum focus distance	Depending on lens used; see lens specification

P/N: 91900-0000

© 2021, FLIR Systems, Inc.

#91900-0000; r. 80941;

Focal length	<i>Depending on lens used; see lens specification</i>
Spatial resolution (IFOV)	<i>Depending on lens used; see lens specification</i>
Lens identification	Automatic
f-number	<i>Depending on lens used; see lens specification</i>

Imaging and optical data	
Image frequency	30 Hz
Focus	<ul style="list-style-type: none"> • One-shot contrast • Motorized • Manual
Detector data	
Focal plane array/spectral range	Uncooled microbolometer/7.5–14 μm
Measurement	
Camera temperature range	<ul style="list-style-type: none"> • –20 to 120°C (–4 to 248°F) • 0 to 650°C (32 to 1202°F) • 300 to 1500°C (572 to 2732°F)
Object temperature range and accuracy (for ambient temperature 15–35°C (59–95°F))	<ul style="list-style-type: none"> • Range –20 to 120°C (–4 to 248°F): <ul style="list-style-type: none"> ◦ –20 to 100°C (–4 to 212°F), accuracy ±2°C (±3.6°F) ◦ 100 to 120°C (212 to 248°F), accuracy ±2% • Range 0 to 650°C (32 to 1202°F): <ul style="list-style-type: none"> ◦ 0 to 100°C (32 to 212°F), accuracy ±2°C (±3.6°F) ◦ 100 to 650°C (212 to 1202°F), accuracy ±2% • Range 300 to 1500°C (572 to 2732°F): <ul style="list-style-type: none"> ◦ accuracy ±2%
Ethernet	
Interface	<ul style="list-style-type: none"> • Wired • Wi-Fi (option)
Connector type	<ul style="list-style-type: none"> • M12 8-pin X-coded, Female • RP-SMA, Female
Ethernet, purpose	Control, result, image, and power
Ethernet, type	1000 Mbps
Ethernet, standard	IEEE 802.3
Ethernet, communication	<i>See Smart Sensor and Image Streaming configurations</i>
Ethernet, power	Power over Ethernet, PoE IEEE 802.3af class 3

P/N: 91900-0000

© 2021, FLIR Systems, Inc.

#91900-0000; r. 80941;

Ethernet, protocols	See <i>Smart Sensor and Image Streaming configurations</i>
Digital Input/output	
Connector type	M12 12-pin A-coded, Male (shared with external power)
Digital input	2x opto-isolated Vin(low)= 0–1.5 V, Vin(high)= 3–25 V
Digital input, purpose	See <i>Smart Sensor and Image Streaming configurations</i>
Digital output	<ul style="list-style-type: none"> • 3x opto-isolated, 0–30 V DC, max. 300 mA (derated to 200 mA at 60C) • Solid state opto relay • 1x dedicated as Fault output (NC)

Digital Input/output	
Digital output, purpose	See <i>Smart Sensor and Image Streaming configurations</i>
Digital I/O, isolation voltage	500 VRMS
Power system	
Connector type	M12 12-pin A-coded, Male (shared with Digital I/O)
Power consumption	<ul style="list-style-type: none"> • 7.5 W at 24 V DC typical • 7.8 W at 48 V DC typical • 8.1 W at 48 V PoE typical
External power operation	24/48 V DC 8 W max
External voltage	Allowed range 18–56 V DC
Wi-Fi	
Connector type	RP-SMA, Female
Standard	See <i>Wi-Fi option</i>
Antenna	See <i>Wi-Fi option</i>
Connection type	See <i>Wi-Fi option</i>
Environmental data	
Operating temperature range	–20 to 50°C (–4 to 122°F) Cooling plate is needed in temperatures above 40°C (104°F). Maximum camera case temperature: 65°C (149°F)
Storage temperature range	IEC 68-2-1 and IEC 68-2-2, –40 to 70°C (–40 to 158°F) for 16 hours
Humidity (operating and storage)	IEC 60068-2-30/24 hours, 95% relative humidity, 25–40°C (77–104°F)/2 cycles

P/N: 91900-0000

© 2021, FLIR Systems, Inc.

#91900-0000; r. 80941;

EMC	<ul style="list-style-type: none"> ETSI EN 301 489-1 (radio) ETSI EN 301 489-17 (radio) EN 61000-4-8 (magnetic field) FCC 47 CFR Part 15 Class B (emission US) ISO 13766-1 (EMC - Earth-moving and building construction machinery) EN ISO 14982 (EMC - Agricultural and forestry machinery)
Radio spectrum	<ul style="list-style-type: none"> FCC 47 CFR Part 15 Class C (2.4 GHz band US) FCC 47 CFR Part 15 Class E (5 GHz band US) RSS-247 (2.4 GHz and 5 GHz band Canada) ETSI EN 300 328 V2.1.1 (2.4 GHz band EU) ETSI EN 301 893 V2.1.1 (5 GHz band EU)
Encapsulation	IEC 60529, IP 54, IP66 with accessory
Shock	IEC 60068-2-27, 25 g
Vibration	<ul style="list-style-type: none"> IEC 60068-2-6, 0.15 mm at 10–58 Hz and 2 g at 58–500 Hz, sinusoidal IEC 61373 Cat 1 (Railway)
Safety	IEC 62368-1 (ITEquipment audio-visual products)
Corrosion	<ul style="list-style-type: none"> ISO 12944 C4 G or H EN60068-2-11
Declaration of conformity	See: https://support.flir.com/resources/DoC
Physical data	
Weight (including 24° lens)	0.82 kg (1.8 lb)
Size (L × W × H)	123 × 77 × 77 mm (4.84 × 3.03 × 3.03 in)
Base mount	4× M4 on 4 sides
Tripod mounting	UNC ¼"-20 on 2 sides
Housing material	Aluminium
Color	Black
Warranty and service	
Warranty	http://www.flir.com/warranty/
Shipping information	
Packaging, type	Cardboard box
Packaging, contents	<ul style="list-style-type: none"> Infrared camera (without lens) Ethernet cable M12 to RJ45F (0.3 m), P/N T911869ACC Printed documentation including the username and password for log in to the web interface of the camera
Packaging, weight	1.14 kg (2.51 lb)
Packaging, size	207 × 142 × 129 mm (8.15 × 5.59 × 5.08 in)

P/N: 91900-0000

© 2021, FLIR Systems, Inc.

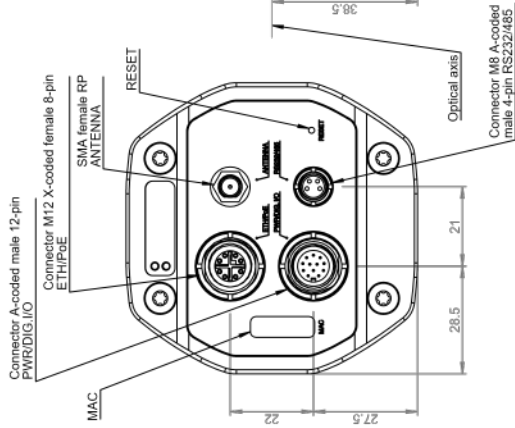
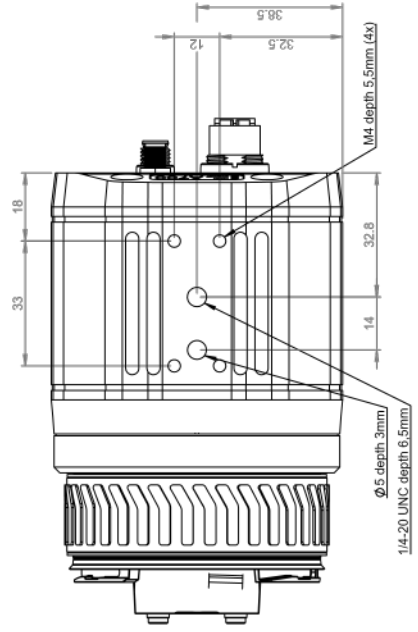
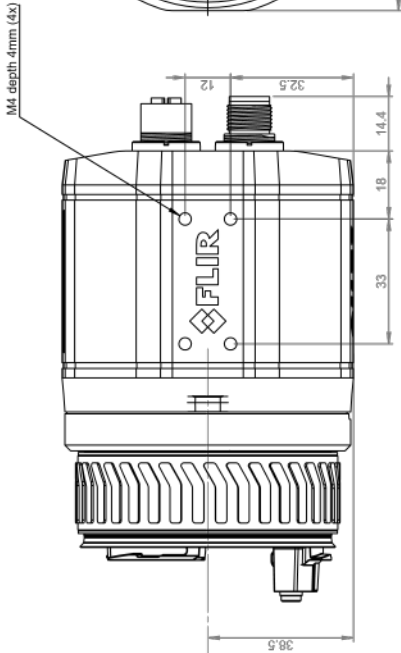
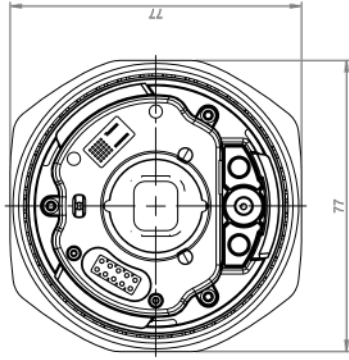
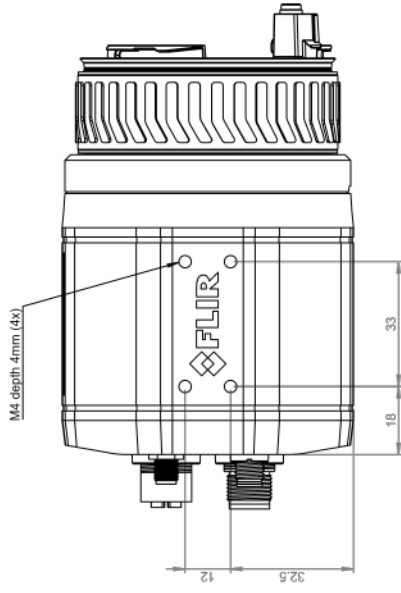
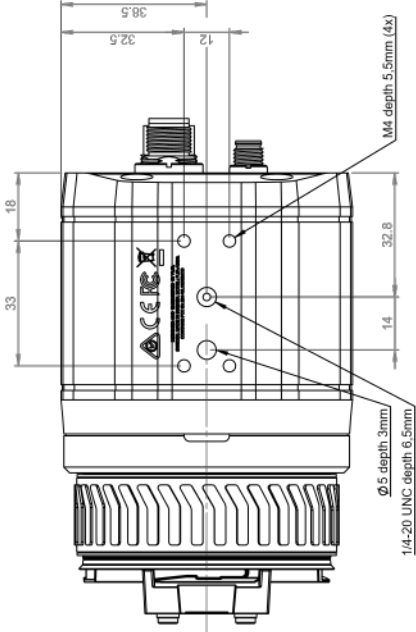
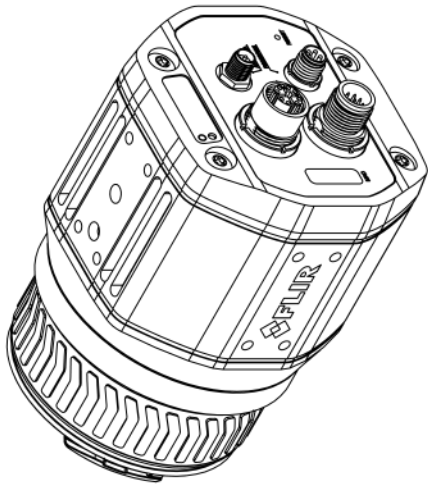
#91900-0000; r. 80941;

EAN-13	7332558027639
UPC-12	845188023881
Country of origin	Sweden

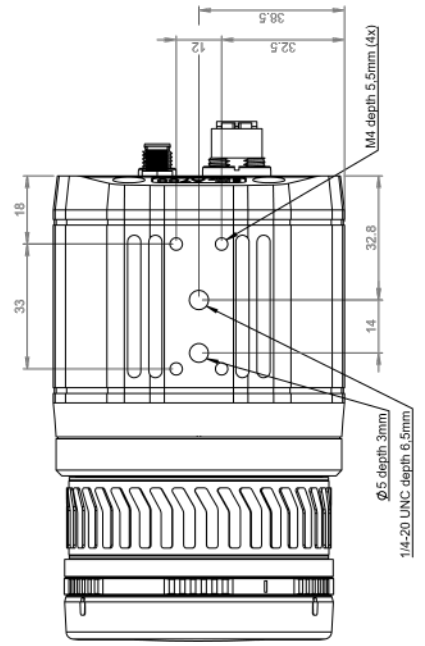
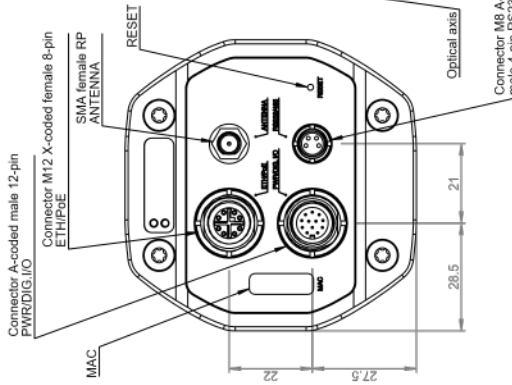
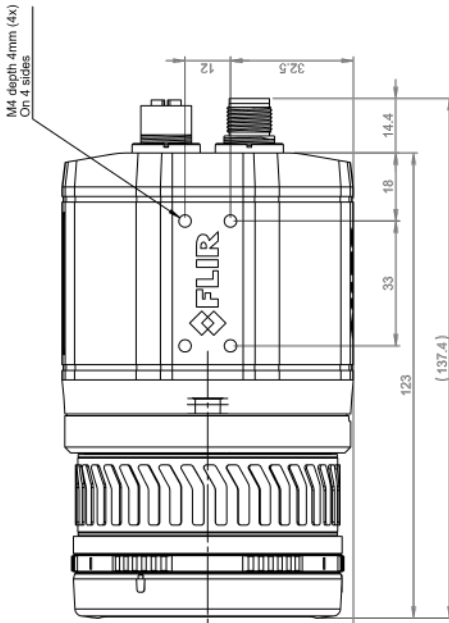
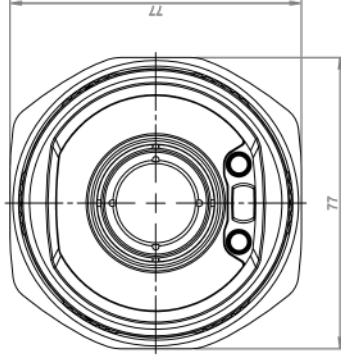
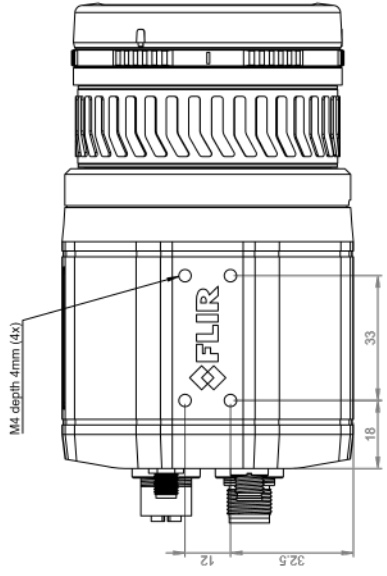
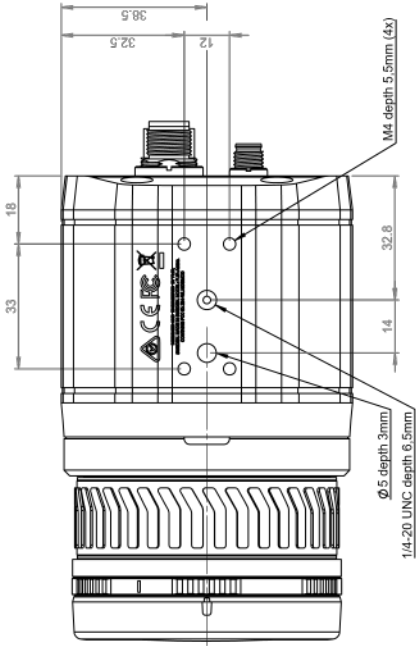
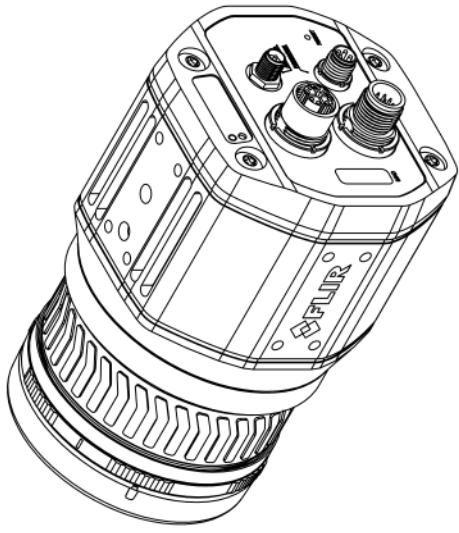
Supplies & accessories:

- T300292; Advanced Image Streaming configuration
- T300293; Advanced Smart Sensor configuration
- T300241; IR lens, f=29 mm (14°)
- T300240; IR lens, f=17 mm (24°)
- T300239; IR lens, f=10 mm (42°)
- T300238; Macro lens 2.0x with case
- T300095; IR lens, f=70 mm (6°) with case
- T951004ACC; Ethernet cable CAT6, 2 m/6.6 ft.
- T130665ACC; Cooling plate
- T131367; FLIR Bridge
- T131368; FLIR Bridge power supply
- T131369; FLIR Bridge Pro
- T131370; FLIR Bridge Pro power supply
- T300075ACC; IP hood for lens
- T300163; Hard case for FLIR A400/A500/A700 series
- T300202; Connector cap kit
- T300216; Axxx Accessory kit
- T300218; Two-ball mounting bracket kit
- T300268ACC; A-series connection board
- T911850; Antenna WLAN 2.4/5 GHz + Wi-Fi
- T911850ACC; Antenna for WLAN 2.4/5 GHz
- T911852ACC; Cable M12 to pigtail, 2 m
- T911853ACC; Cable M12 to pigtail, 10 m
- T911854ACC; Ethernet cable M12 to RJ45, 2 m
- T911855ACC; Ethernet cable M12 to RJ45, 10 m
- T911869ACC; Ethernet cable M12 to RJ45F, 0.3 m
- T911183; Gigabit PoE injector 16 W, with multi-plugs • T911997; Tripod
- T199609; Option, Macro mode 50/71/101 µm for 24°
- T300295; Option, Visual camera including MSX
- T199507; Gigabit PoE injector 15 W
- T199869; Extended Calibration Certificate for A4xx
- T199865; Standard Smart Sensor to Standard Image Streamer
- T199866; WiFi Option, excluding Antenna

Default



Incl. STD Lenses & Macro



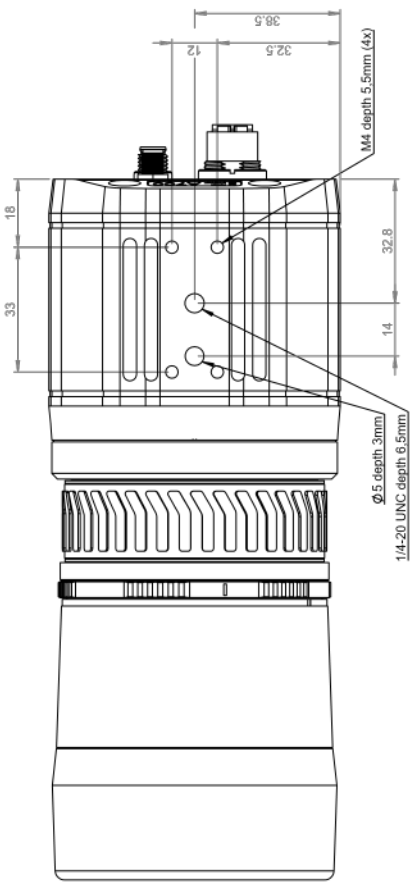
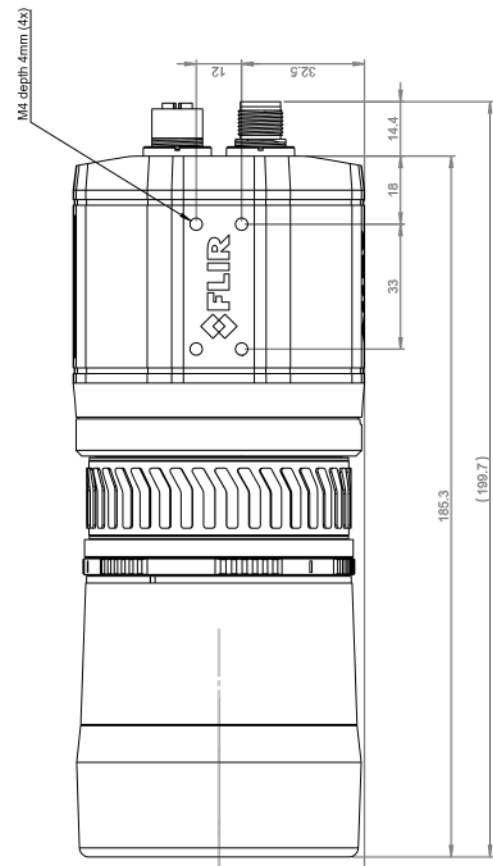
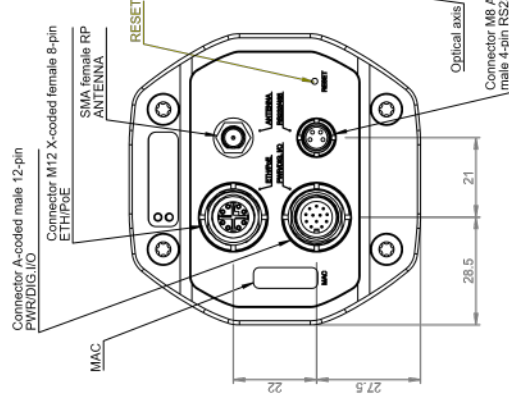
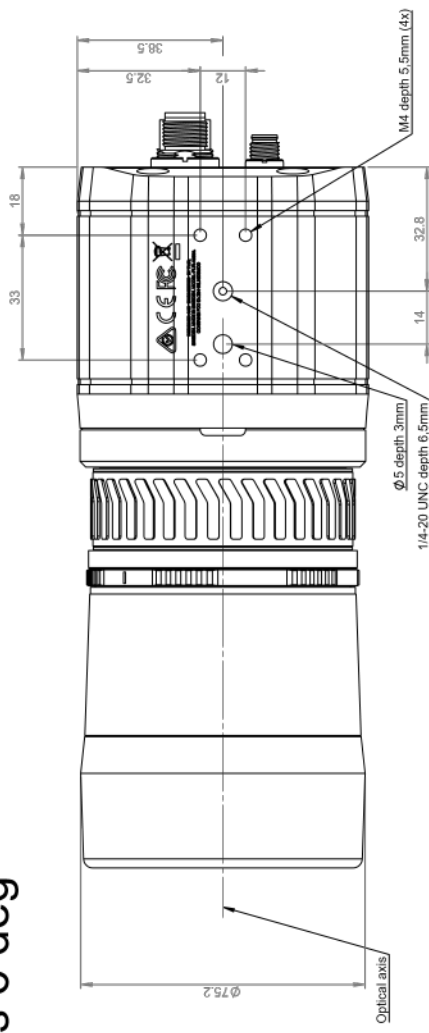
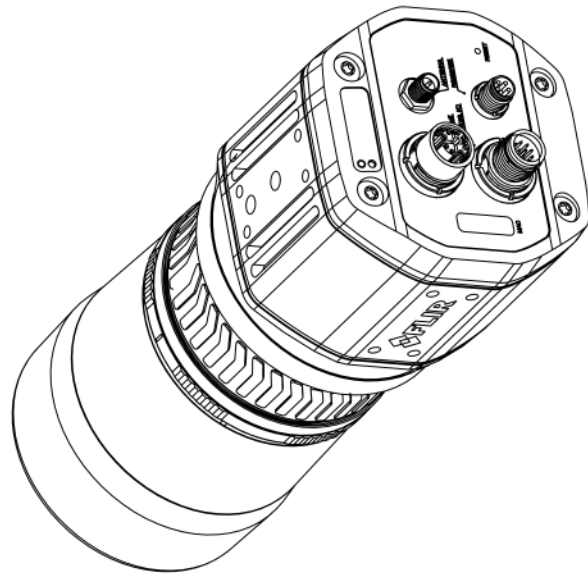
Basic dimensions for cameras with focal length:
 f = 10mm
 f = 7mm
 f = 28mm
 Macro WD=18mm

Modified	2020-01-10	Checked		Drawn by	R&D Instruments
Drawn		Scale	1:1	Sheet	2(3)
Drawn No.	1130771	Rev	A		
Basic dimension Axxx/GF7xa					



© 2016, FLIR Systems, Inc. All rights reserved worldwide. No part of this drawing may be reproduced, stored in a retrieval system, or transmitted in any form, or by any means, electronic, mechanical, photocopying, recording, or otherwise, without written permission from FLIR Systems, Inc. Specifications subject to change without further notice. Dimensional data is based on nominal values. Products may be subject to regional market considerations. License procedures may apply. Product may be subject to US Export Regulations. Please refer to exportquestions@flir.com with any questions. Diversion contrary to US law is prohibited.

Incl. IR Lens 6 deg



Basic dimensions for cameras with focal length:
for 70mm

Modified	2020-01-10	Checked	Drawn by	R&D Instruments	Scale	A2	Sheet	3(3)	Rev	A
Determination										
Basic dimension Axxx/GF7xa										
Drawing No. 1130771										