CHAMBRELAN

www.chambrelan.com

R28

Acier zingué	Extension Partielle	Français	2
Zinc plated steel	Partial Extension	English	3
Stahl silbern verzinkt	Teilauszüge	Deutsch	4
Pozinkovaná ocel	částečný výsuv	Česky	5
Acero zincado	Extensión Parcial	Español	6
Acciaio zincato	Estensione partiale	Italiano	7
Verzinkt staal	Gedeeltelijk uittrekbaar	Nederlands	8
Оцинковка	Частичное выдвижение	Русский	9

www.chambrelan.com/R28



Visuel non contractuel

► info@chambrelan.com ► www.chambrelan.com

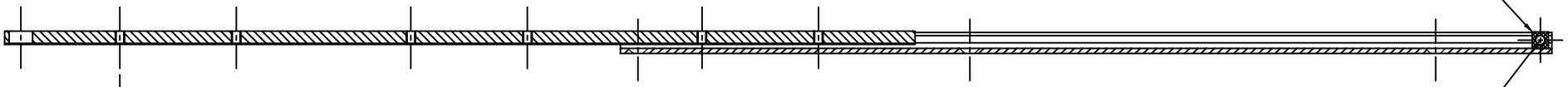

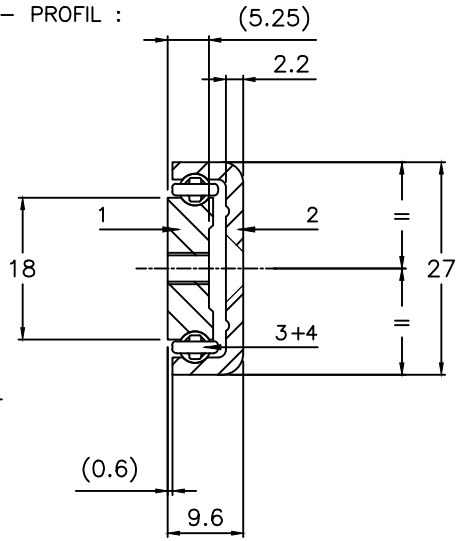

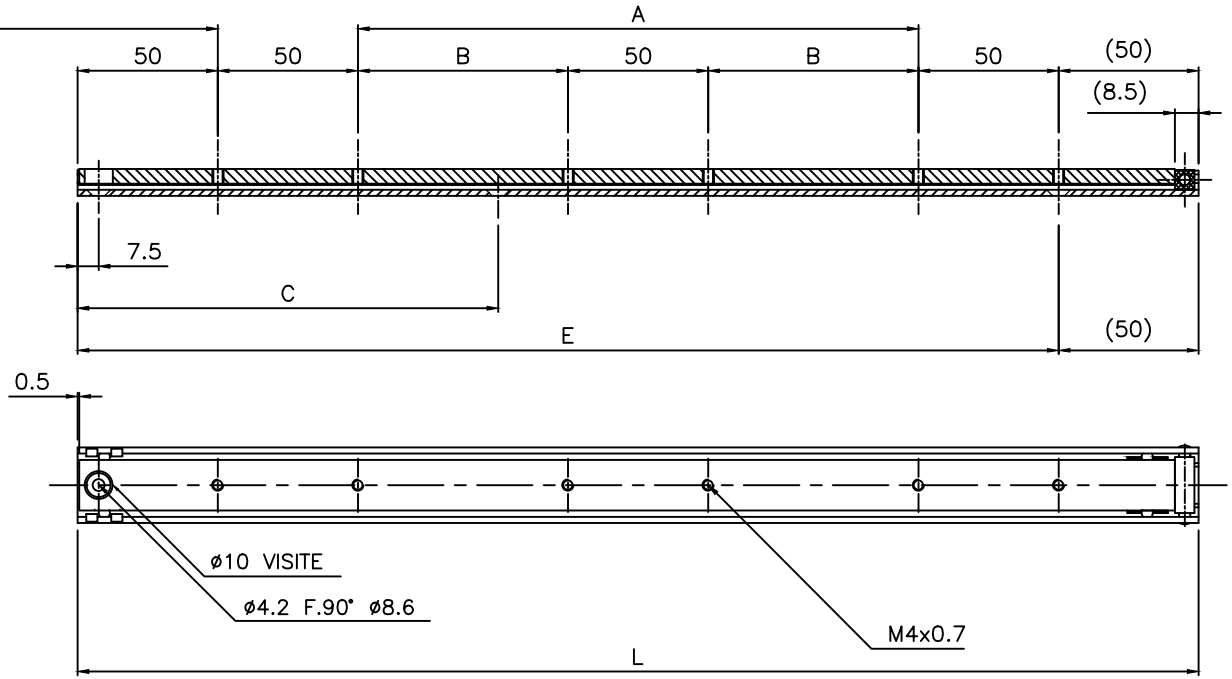

– MATIERE

1 – Curseur	:	Acier
2 – Extérieur	:	Acier
3 – Billes ø4	:	Acier
4 – Tringles à billes	:	Plastique
5 – Butée	:	Plastique

– TRAITEMENT : Zincage

– POIDS : 1.4 kg/m

– OPTIONS :

Longueur des glissières, développement, traitements, ø et entraxes de perçages sur demande.

⚠ NE JAMAIS DEMONTER LA GLISSIERE !

Aucune modification ne doit être apportée à la glissière !

– Unité en mm

* Charge uniformément répartie pour une paire de glissières.

– Charge A CHANT

– Résultats donnés suivant notre protocole d'essais de charge (voir sur www.chambrelan.com)

Production suivant les tolérances générales de fabrication (www.chambrelan.com/1016)

R28 | ACIER | 04.11.2013

CHAMBRELAN www.chambrelan.com

L	250	300	350	400	450	500	550	600	650	700	750	800	850	900
A	50	100	150	200	250	300								
B							150	175	200	225	250	275	300	325
C	75	100	125	150	175	200	225	250	275	300	325	350	375	400
E	200	250	300	350	400	450	500	550	600	650	700	750	800	850
D	165	200	230	265	300	330	365	400	430	465	500	530	565	600
Charge* (Kg)	65	65	70	75	80	85	83	80	78	75	73	71	68	65
Flèche (mm)	2	3	3	4	4	5	5	5	6	6	7	7	8	8

⚠ UTILISATION A CHANT RECOMMANDEE !

Dans un souci d'amélioration constante de sa fabrication, la société se réserve le droit de modifier ses produits sans avertissement ni préavis. Données non contractuelles.

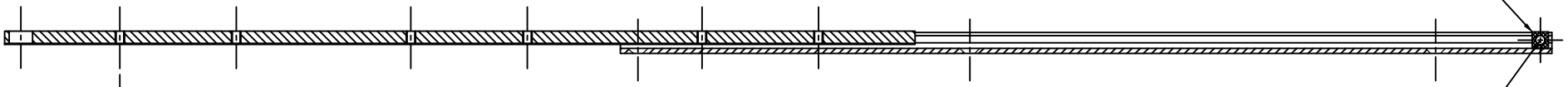

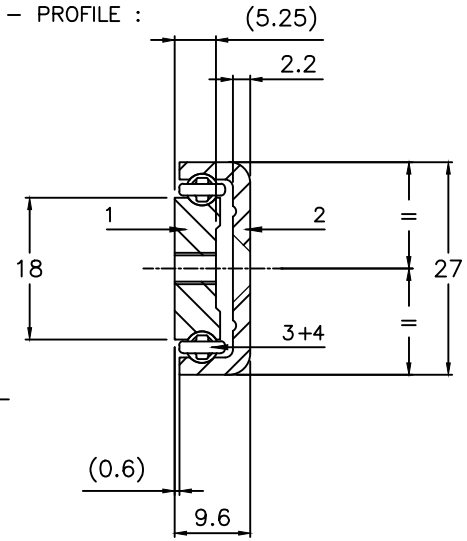

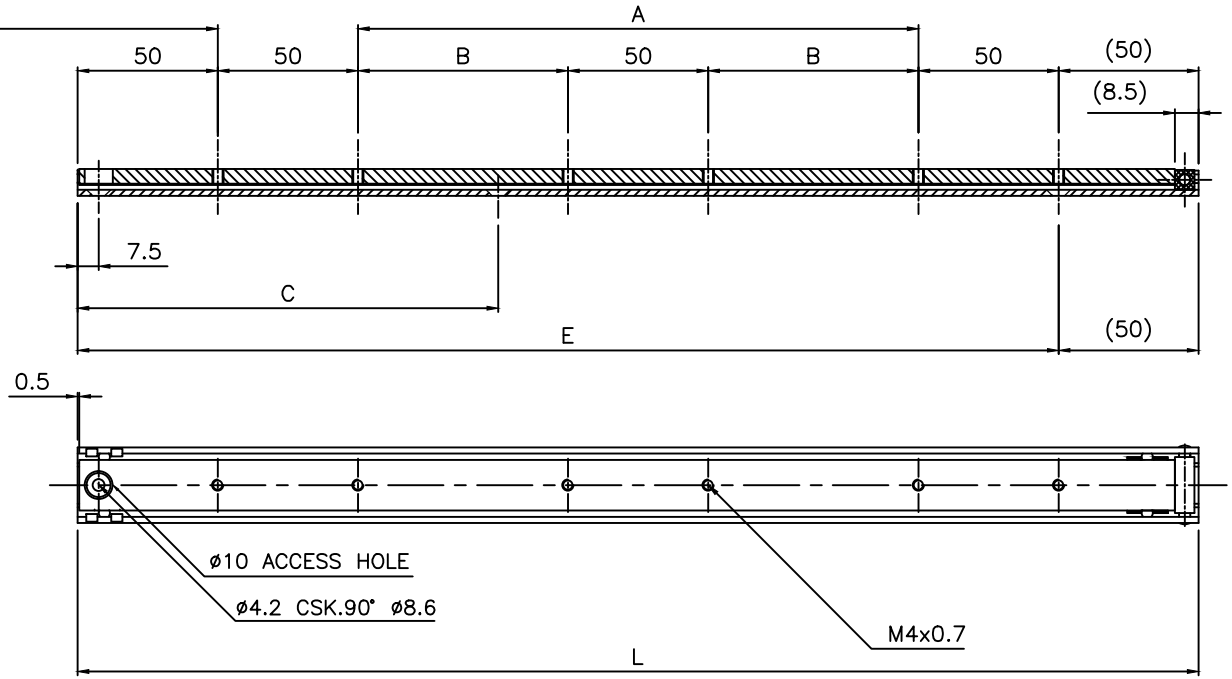

– MATERIAL

1 – Inner beam	:	Steel
2 – Outer beam	:	Steel
3 – Bearing ø4	:	Steel
4 – Ball retainer	:	Plastic
5 – End stop	:	Plastic

– SURFACE FINISH : Zinc plating

– WEIGHT : 1.4 Kg/m

– OPTIONS :

Different slide lengths, extension, surface finish, ø and holes centres to customer's requirement.

⚠ DO NOT DISMOUNT THE SLIDE !

Do not modify the slides !

– Dimensions in mm

* Loads indicated for a pair of slides

– Load in a major axis

– Results given according to our load testing protocol (www.chambrelan.com)

Production according our general manufacturing tolerances (www.chambrelan.com/1016)

R28 | STEEL | 04.11.2013

CHAMBRELAN www.chambrelan.com

L	250	300	350	400	450	500	550	600	650	700	750	800	850	900
A	50	100	150	200	250	300								
B							150	175	200	225	250	275	300	325
C	75	100	125	150	175	200	225	250	275	300	325	350	375	400
E	200	250	300	350	400	450	500	550	600	650	700	750	800	850
D	165	200	230	265	300	330	365	400	430	465	500	530	565	600
Load* (Kg)	65	65	70	75	80	85	83	80	78	75	73	71	68	65
Deflexion (mm)	2	3	3	4	4	5	5	5	6	6	7	7	8	8

⚠ WE RECOMMEND USE ON THE MAJOR AXIS !

In a constant effort of improvement, the compagny reserves the right to modify its products without notice. No contratual information.

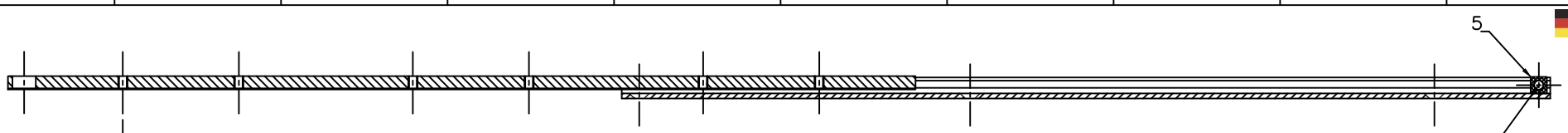

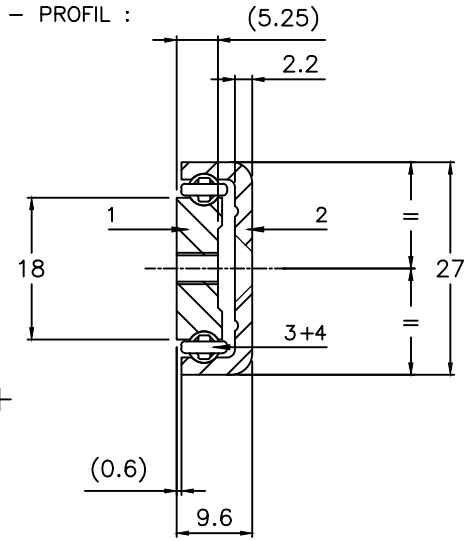

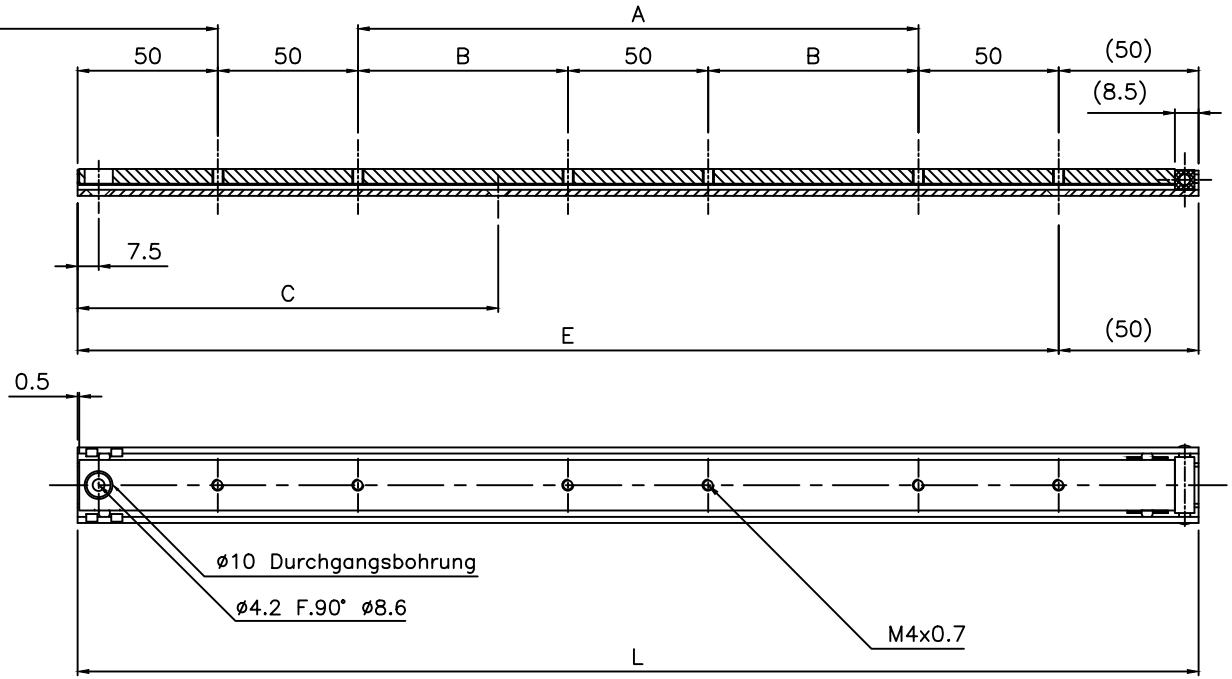

– Material

1	– Kleine innenschiene	: Stahl
2	– Außenschiene	: Stahl
3	– Kugeln ø4	: Stahl
4	– Kugelleisten	: Plastik
5	– Anschlag	: Plastik

– Oberflächenbehandlung : Verzinkt und passiviert

– Gewicht : 1.4 Kg/m

– mögliche Sonderanfertigungen :

Sonderlängen, Oberflächenbehandlungen, ø Bohrungen und Lochabstände.

– Maße in mm

* Belastungsangaben gelten pro Paar

– Tragfähigkeit radial

– Resultate nach unserem üblichen Testverfahren (siehe unter www.chambrelan.com)

Herstellung nach unseren allgemeinen Herstellungstoleranzen (siehe www.chambrelan.com/1016)

R28 | STAHL | 04.11.2013

CHAMBRELAN www.chambrelan.com

L	250	300	350	400	450	500	550	600	650	700	750	800	850	900
A	50	100	150	200	250	300								
B							150	175	200	225	250	275	300	325
C	75	100	125	150	175	200	225	250	275	300	325	350	375	400
E	200	250	300	350	400	450	500	550	600	650	700	750	800	850
D	165	200	230	265	300	330	365	400	430	465	500	530	565	600
Belastung*(Kg)	65	65	70	75	80	85	83	80	78	75	73	71	68	65
Durchbiegung	2	3	3	4	4	5	5	5	6	6	7	7	8	8

⚠ DIE SCHIENEN NICHT DEMONTIEREN !

DIE TELESKOPSCHIENE DARF NICHT VERÄNDERT WERDEN!

⚠ Wir empfehlen Ihnen die Schienen hochkant einzusetzen !

Um die ständige Verbesserung unserer Schienen zu gewährleisten, behalten wir uns ohne Voranmeldung technische Änderungen vor. Keine vertragsmässigen Informationen.

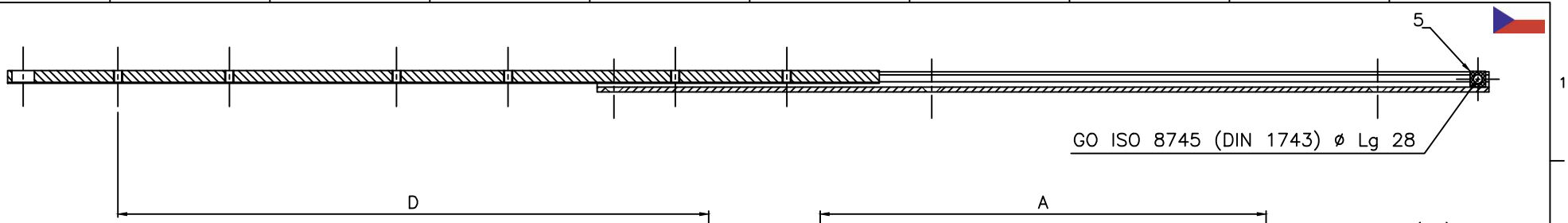

– ŘEZ :

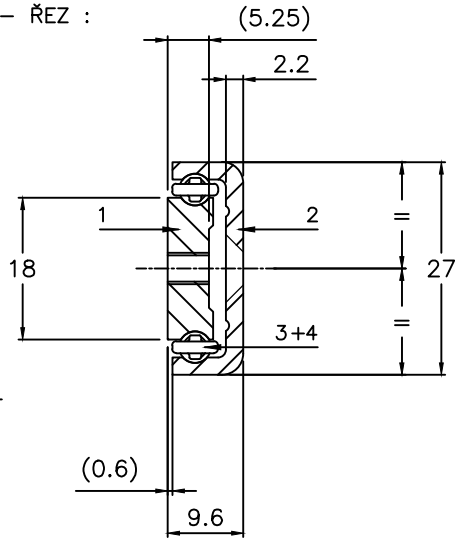

– MATERIÁL

1 – Vnitřní lišta	:	Ocel
2 – Vnější lišta	:	Ocel
3 – Kulička ø4	:	Ocel
4 – Kuličková pouzdra	:	Plast
5 – Zarážka	:	Plast

– POVRCHOVÁ ÚPRAVA : Pozink

– HMOTNOST : 1.4 Kg/m

– MOŽNOSTI :

Délku, výsuv a povrchovou úpravu lišt,
ø a rozteče otvorů pro šrouby lze upravit dle požadavků zákazníka.

LIŠTY NIKDY NEROZEBÍREJTE!

Lišta nesmí být žádným způsobem upravována!

– Rozměry v mm

* Nosnost rovnoměrně rozložena na pár lišt

– Zatížení nakolmo

– Hodnoty odpovídají výsledkům interního zkušebního protokolu o zatížení (viz. www.chambrelan.com)

Výroba v souladu se všeobecnými výrobními tolerancemi (www.chambrelan.com/1016)

R28 | OCEL | 04.11.2013

CHAMBRELAN www.chambrelan.com

L	250	300	350	400	450	500	550	600	650	700	750	800	850	900
A	50	100	150	200	250	300								
B							150	175	200	225	250	275	300	325
C	75	100	125	150	175	200	225	250	275	300	325	350	375	400
E	200	250	300	350	400	450	500	550	600	650	700	750	800	850
D	165	200	230	265	300	330	365	400	430	465	500	530	565	600
Nosnost*(Kg)	65	65	70	75	80	85	83	80	78	75	73	71	68	65
PRŮHYB(mm)	2	3	3	4	4	5	5	5	6	6	7	7	8	8

LIŠTY DOPORUČUJEME INSTALOVAT V POLOZE ZNÁZORNĚNÉ NA NÁKRESU ŘEZU !

Za účelem trvalého zlepšování produktu si společnost vyhrazuje právo měnit uvedené specifikace bez předchozího upozornění. Údaje jsou nezávazné.

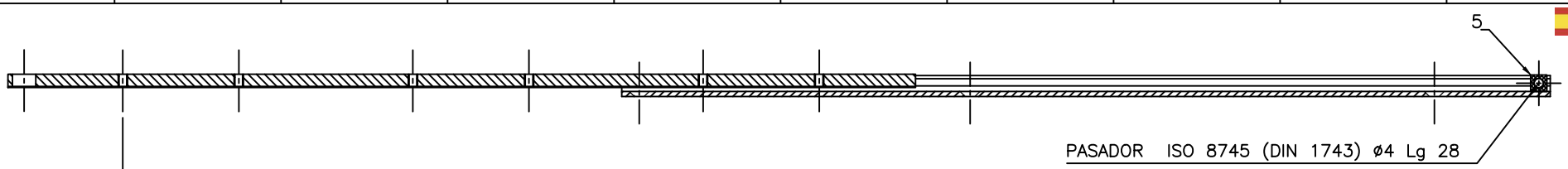

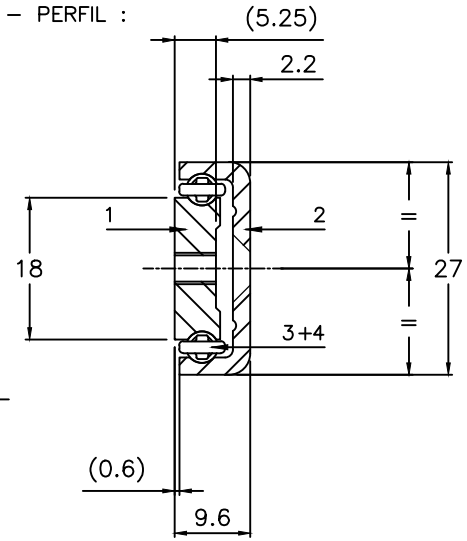

– PERFIL :

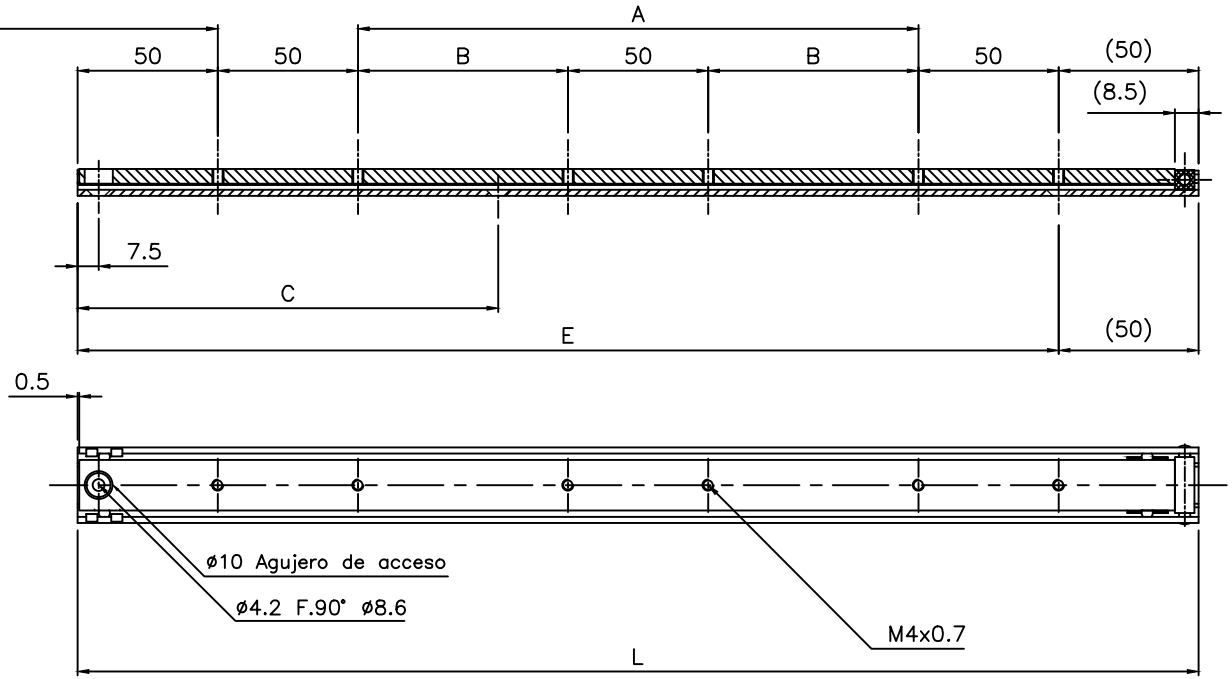

– MATERIAL

1	– Cursor	: Acero
2	– Exterior	: Acero
3	– Bolas ø4	: Acero
4	– Hileras de bolas	: Plástico
5	– Tope	: Plástico

– TRATAMIENTO : Zincado

– PESO : 1.4 Kg/m

– OPCIONES :

Longitud de guías, desarrollo, tratamientos, ø y entre–centros de taladros bajo demanda

¡NO DESMONTAR NUNCA LA GUIA!

No modificar las guías

– Unidad en mm

* Carga uniformemente repartida para un par de guías

– Carga de canto

– Resultados obtenidos según nuestro protocolo de pruebas de carga (mirar en www.chambrelan.com)

Producción de acuerdo con las tolerancias generales de fabricación (www.chambrelan.com/1016)

R28 | ACERO | 04.11.2013

CHAMBRELAN www.chambrelan.com

L	250	300	350	400	450	500	550	600	650	700	750	800	850	900
A	50	100	150	200	250	300								
B							150	175	200	225	250	275	300	325
C	75	100	125	150	175	200	225	250	275	300	325	350	375	400
E	200	250	300	350	400	450	500	550	600	650	700	750	800	850
D	165	200	230	265	300	330	365	400	430	465	500	530	565	600
Carga* (Kg)	65	65	70	75	80	85	83	80	78	75	73	71	68	65
Flecha (mm)	2	3	3	4	4	5	5	5	6	6	7	7	8	8

UTILIZACION DE CANTO RECOMENDADA !

En su empeño de mejora constante de su fabricación la empresa se reserva el derecho de modificar sus productos sin advertencia ni preaviso. Datos no contractuales.

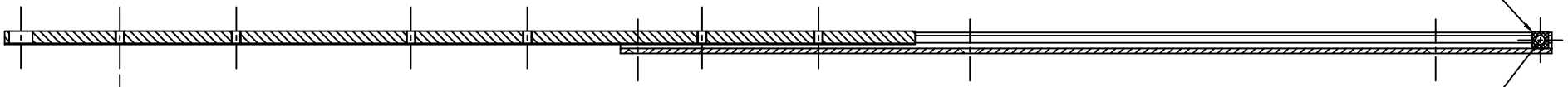

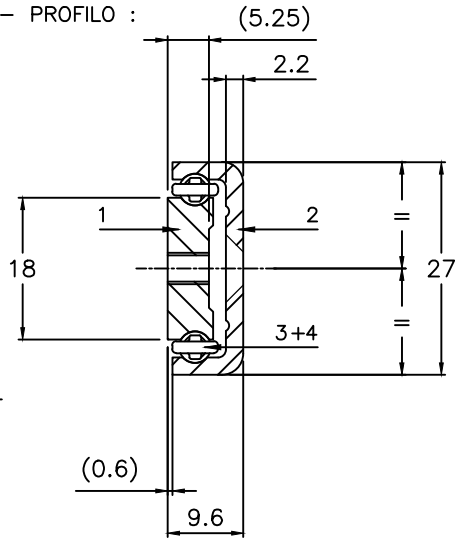

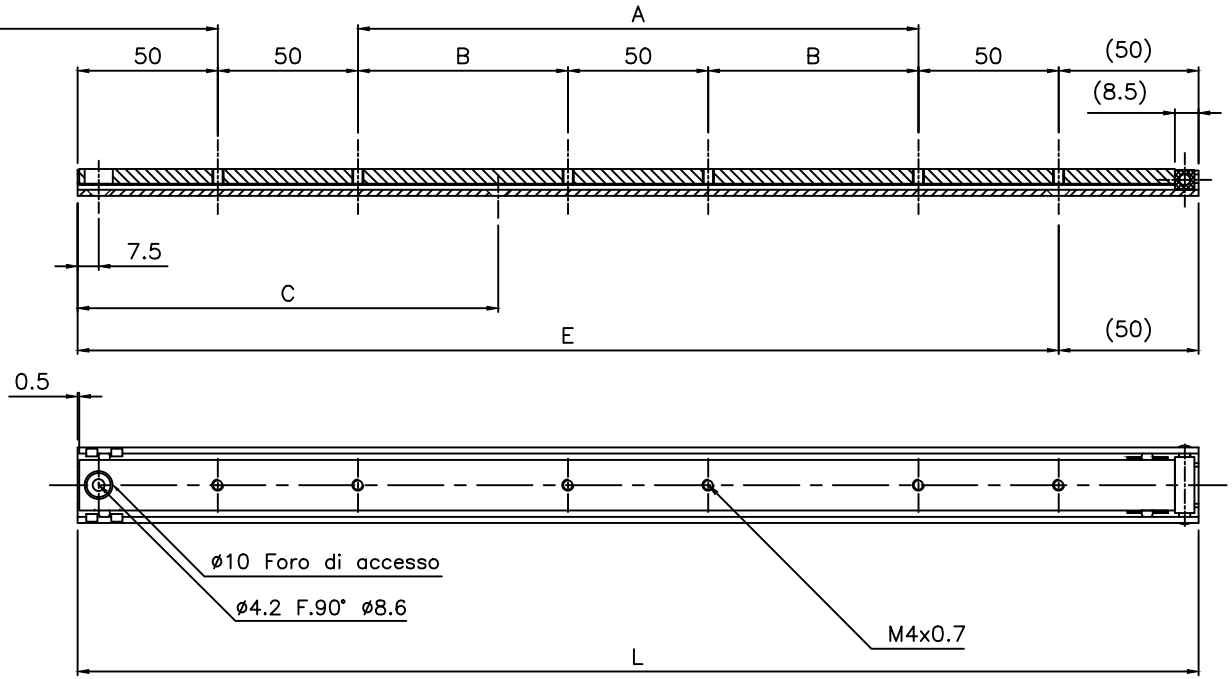

– MATIERIA

1 – Cursore	:	Acciaio
2 – Esterno	:	Acciaio
3 – Sfere ø4	:	Acciaio
4 – Aste a sfere	:	Plastica
5 – Arresto	:	Plastica

– TRATTAMENTO : Zincatura

– PESO : 1.4 Kg/m

– OPZIONI :

Lunghezza delle guide, sviluppo, trattamenti ø e posizione delle forature su richiesta.

NON SMONTARE MAI LA GUIDA !

Nessuna modificazione deve essere effettuata sulla guida

– Unità in mm

* Carico uniformemente ripartito per una coppia di guide

– Carico IN COSTA

– Risultati determinati secondo il nostro protocollo prove di carico (vedi sul sito www.chambrelan.com)

Produzione avviene secondo le tolleranze generali di fabbricazione (www.chambrelan.com/1016)

R28 | ACCIAIO | 04.11.2013

CHAMBRELAN www.chambrelan.com

L	250	300	350	400	450	500	550	600	650	700	750	800	850	900
A	50	100	150	200	250	300								
B							150	175	200	225	250	275	300	325
C	75	100	125	150	175	200	225	250	275	300	325	350	375	400
E	200	250	300	350	400	450	500	550	600	650	700	750	800	850
D	165	200	230	265	300	330	365	400	430	465	500	530	565	600
Carico* (Kg)	65	65	70	75	80	85	83	80	78	75	73	71	68	65
Flessione (mm)	2	3	3	4	4	5	5	5	6	6	7	7	8	8

UTILIZZAZIONE IN COSTA RACCOMANDATA !

Per permettere un miglioramento costante della fabbricazione, la società si riserva il diritto di modificare i prodotti senza avvertimento né preavviso. Dati non contrattuali.

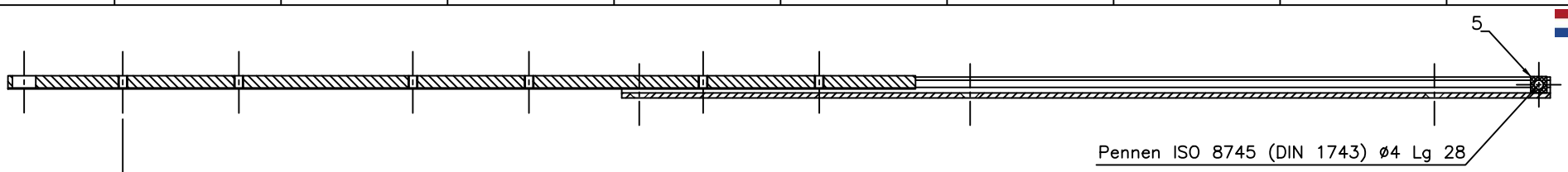

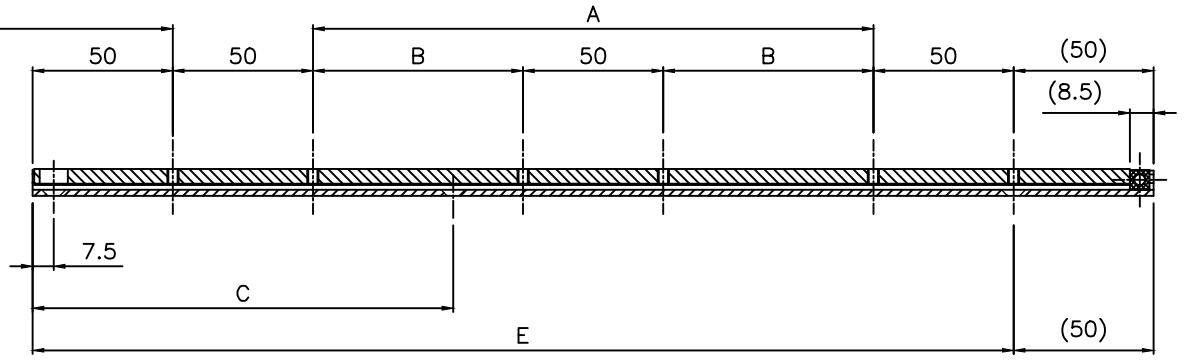

– PROFIEL :

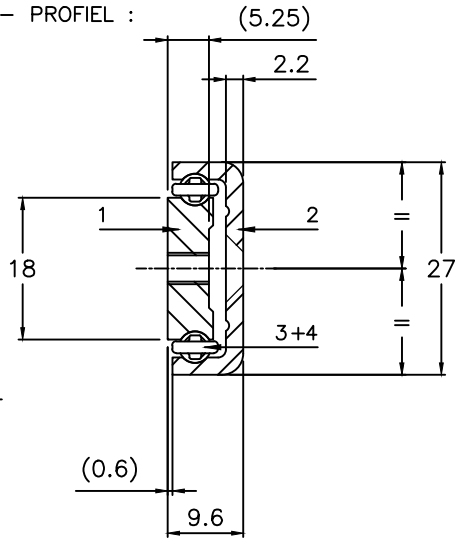

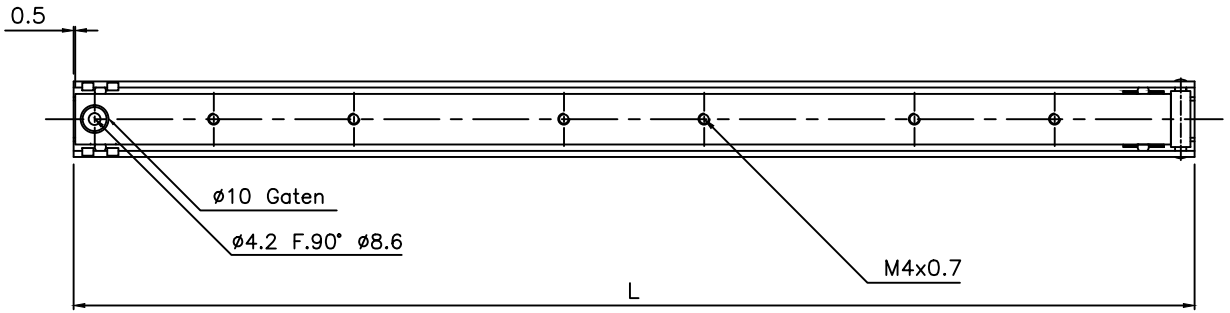

– MATERIAAL

1	– Binnenprofiel	: Staal
2	– Buitenprofiel	: Staal
3	– Kogels ø4	: Staal
4	– Kogelstrips	: Plastic
5	– Eindstop	: Plastic

– Oppervlaktebehandeling : Verzinkt

– GEWICHT : 1.4 Kg/m

– OPTIES :

Lengte, uittreklengte, oppervlaktebehandeling, diameter en tussenafstand bevestigingsgaten van de geleiders op aanvraag.

⚠ GELEIDER NOOIT UIT DE GELEIDERS HALEN!

Het is niet toegestaan verandering aan de geleiders aan te brengen!

– Meeteenheid in mm

* Belasting gelijkmatig verdeeld over een paar geleiders

– Draagvermogen rechstandig

– Resultaten gegeven volgens ons protocol load testing (zien www.chambrelan.com)

Geproduceerd volgens onze algemene fabricagetoleranties (www.chambrelan.com/1016)

R28 | STAAL | 04.11.2013

CHAMBRELAN www.chambrelan.com

L	250	300	350	400	450	500	550	600	650	700	750	800	850	900
A	50	100	150	200	250	300								
B							150	175	200	225	250	275	300	325
C	75	100	125	150	175	200	225	250	275	300	325	350	375	400
E	200	250	300	350	400	450	500	550	600	650	700	750	800	850
D	165	200	230	265	300	330	365	400	430	465	500	530	565	600
Draagvermogen* (Kg)	65	65	70	75	80	85	83	80	78	75	73	71	68	65
Doorbuiging (mm)	2	3	3	4	4	5	5	5	6	6	7	7	8	8

⚠ TOEPASSING RECHTSTANDIG AANBEVOLEN !

In het constante streven naar verbeteringen in het fabricageproces behoudt de firma zich het recht voor zijn producten aan te passen zonder voorafgaande kennisgeving. Gegevens zijn niet bindend.

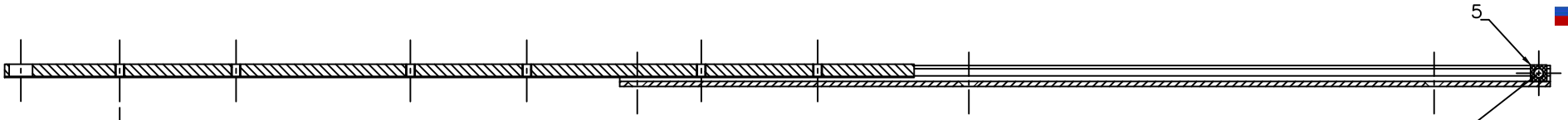

Длина хода D

- ПОПЕРЕЧНЫЙ РАЗРЕЗ

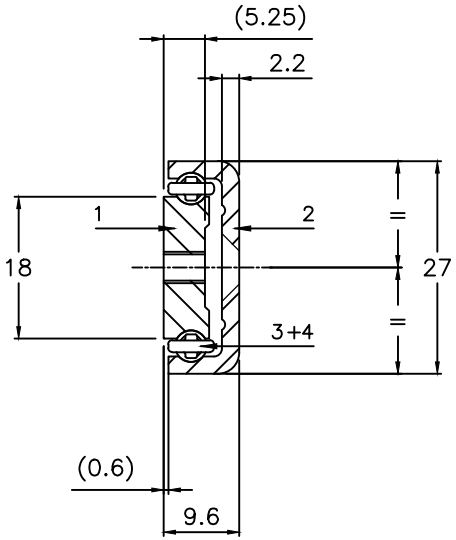

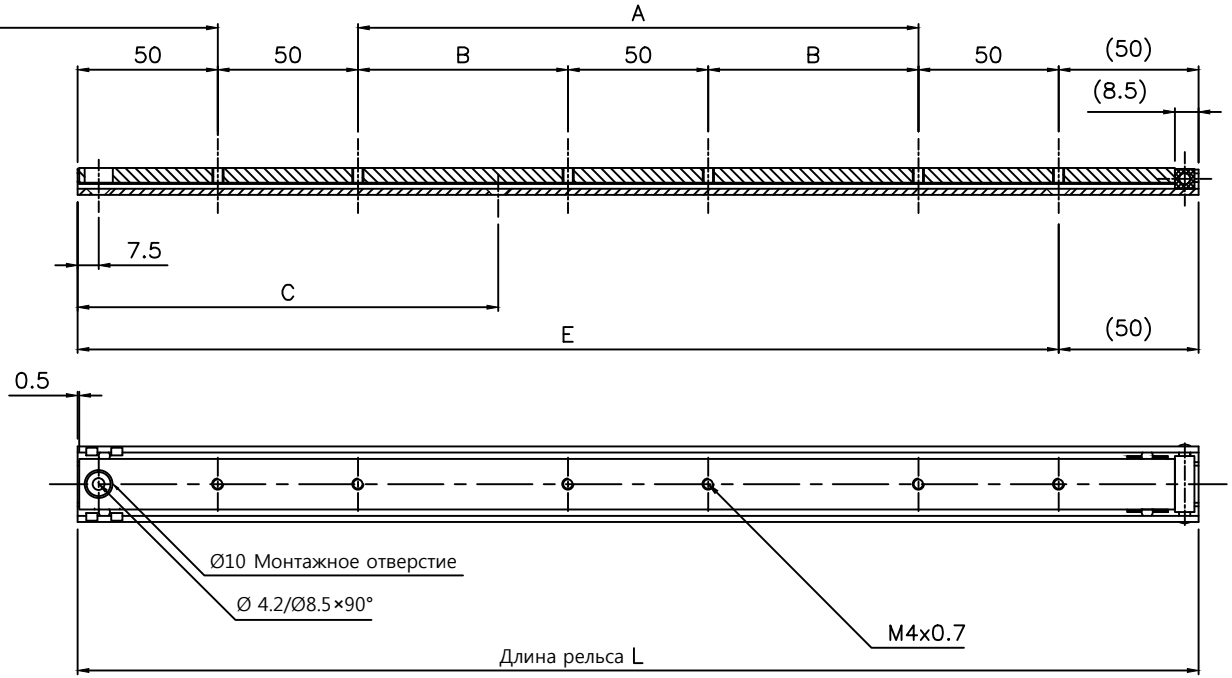

- МАТЕРИАЛ

1 - Внутренний рельс	: Сталь
2 - Внешний рельс	: Сталь
3 - Шарик Ø4	: Сталь
4 - Шариковый фиксатор	: Пластмасса
5 - Ограничитель	: Пластмасса

- ПОКРЫТИЕ : Оцинковка
- МАССА : 1.4 кг/м
- ОПЦИИ :

По требованию заказчика можно изменить: покрытие, длину, выдвижение, Ø и расположение отверстий для болтов.

- Размеры в мм
* Нагрузка распределяется равномерно на пару параллельно расположенных направляющих.

- Нагрузка в вертикальном положении

- Данные отвечают внутреннему протоколу тестирования нагрузок. (www.chambrelan.com)

Продукция производиться в соответствии с промышленными нормами (www.chambrelan.com/1016)

R28 | Сталь | 04.11.2013

CHAMBRELAN www.chambrelan.com

L	250	300	350	400	450	500	550	600	650	700	750	800	850	900
A	50	100	150	200	250	300								
B							150	175	200	225	250	275	300	325
C	75	100	125	150	175	200	225	250	275	300	325	350	375	400
E	200	250	300	350	400	450	500	550	600	650	700	750	800	850
D	165	200	230	265	300	330	365	400	430	465	500	530	565	600
Нагрузка*(кг)	65	65	70	75	80	85	83	80	78	75	73	71	68	65
Прогиб (мм)	2	3	3	4	4	5	5	5	6	6	7	7	8	8

НИКОГДА НЕ РАЗБИРАЙТЕ НАПРАВЛЯЮЩИЕ!

Запрещается вносить изменения в направляющие!

Направляющие рекомендуется использовать в вертикальном положении!

Чертеж предоставлен в ознакомительных целях. В постоянных условиях усовершенствования продукции, компания оставляет за собой право вносить изменения в продукцию без предупреждения.